

Non-financial Highlights

Reduction rate of GHG emissions

FY2023 comparison

Down **11.4%**

FY2013 comparison

Down **50.9%**

See page 29

Percentage of female managers (As of March 31, 2024)

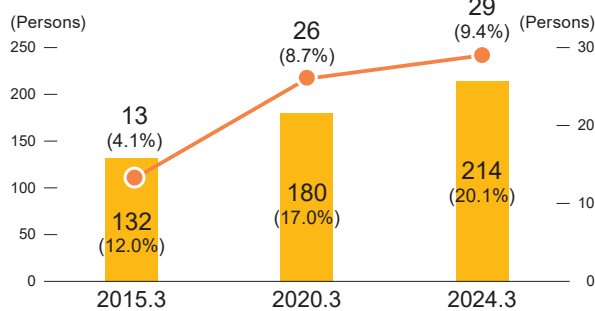
Female branch general manager equivalent

9.4%

Female senior staff or higher

20.1%

- Number of female branch general manager equivalent (female ratio)
- Number of female senior staff or higher (female ratio)

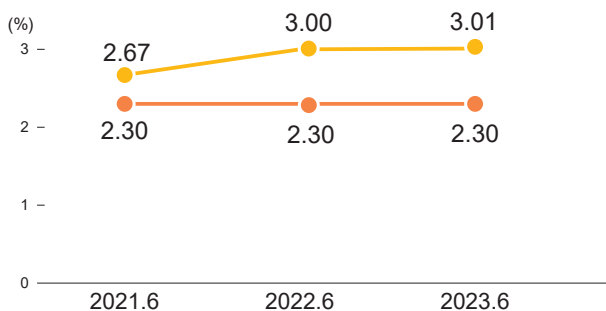


See page 39

Employment rate of persons with disabilities (June 1, 2023)

3.01%

- Mandatory employment rate
- Special exception group employment rate



See page 39

Number of business succession and M&A consultations (FY2023)

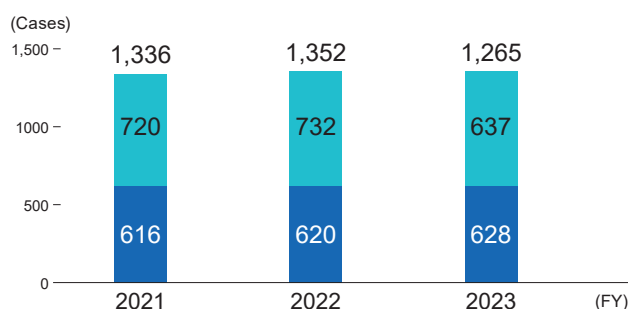
Number of business succession consultations

628 cases

Number of M&A consultations

637 cases

- Number of business succession consultations
- Number of M&A consultations

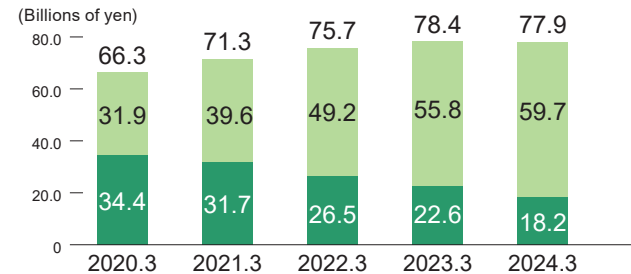


See page 34

Balance of renewable energy-related loans* (As of March 31, 2024)

¥77.9 billion

- Environment-related loans
- Project financing



* The sum of loans related to solar power generation, biomass power generation and wind power generation.

See page 39

Investment in human capital and intellectual property (FY2023)

Number of times employees attended trainings

Total **4,744** times

Internal trainees

Total **238** persons

Annual training fees

Approx. **¥100** million

See page 39

Number of professional qualification holders (As of March 31, 2024)

1st grade financial planners

357 persons

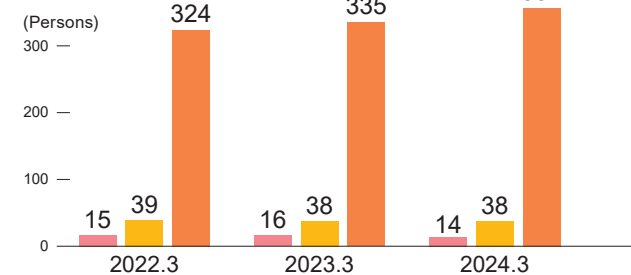
Securities analysts

38 persons

SME consultants

14 persons

- 1st grade financial planner
- Securities analyst
- SME consultant



See page 33

Successful business matching cases (FY2023)

1,110 cases

- Successful business matching cases
- Business matching fees

