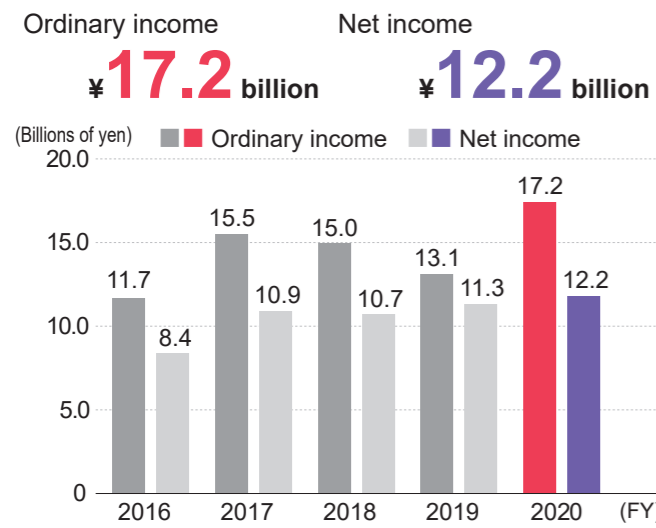
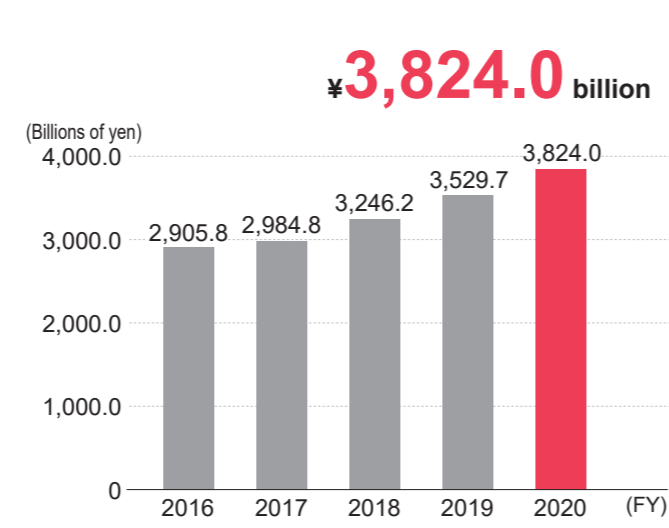


Financial Highlights (Non-consolidated)

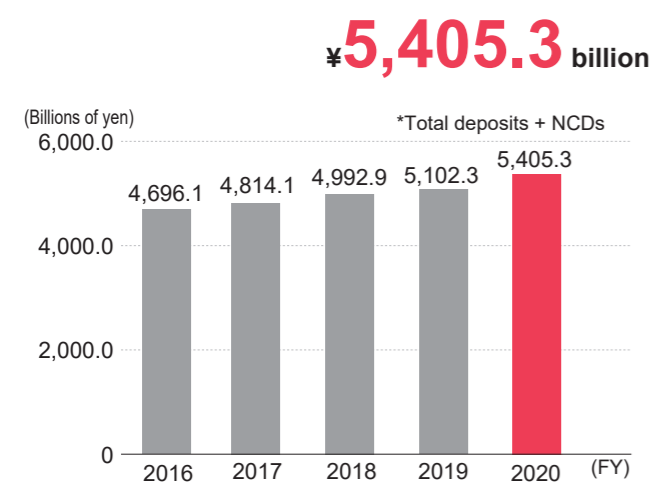
Ordinary income/Net income



Total loans (average balance)



Total deposits, etc. (average balance)



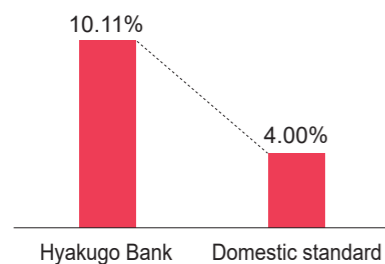
Rating

Business soundness and trustworthiness are evaluated.



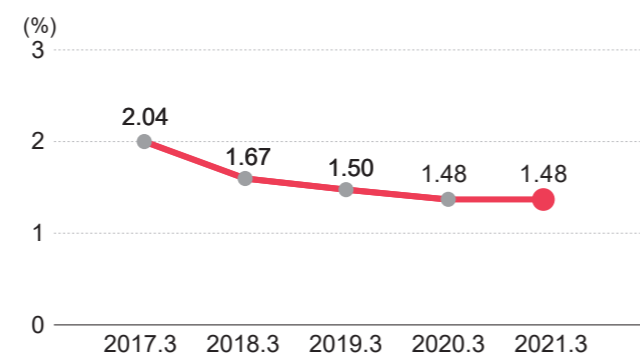
Capital adequacy ratio (domestic standard)

Our capital adequacy ratio, which shows business soundness, has significantly exceeded domestic standards. **10.11%** (as of March 31, 2021)



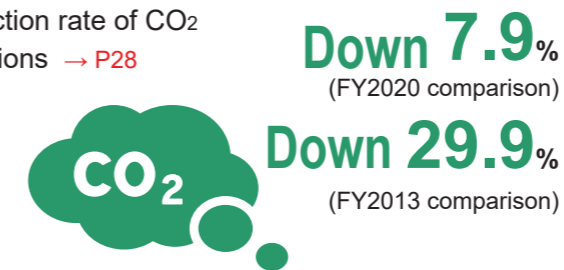
Nonperforming loans ratio

Assets remain sound. **1.48%**



Non-financial Highlights

Reduction rate of CO₂ emissions → P28



Balance of renewable energy-related loans → P27

¥71.3 billion
(as of March 31, 2021)



Employment rate of persons with disabilities → P34

2.67%
(as of June 1, 2021)



Percentage of female managers → P33



Female branch general manager equivalent

9.4%

Female senior staff or higher

17.8%

(as of March 31, 2021)

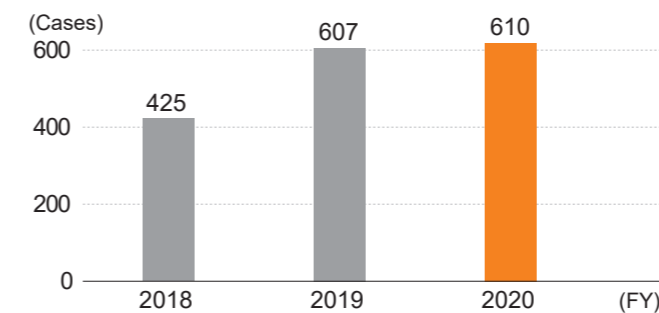
Successful business matching cases → P30

629 cases
(FY2020)



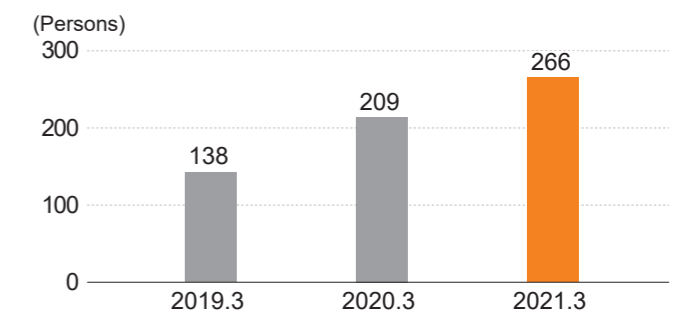
Number of consultations on business succession → P29

610 cases

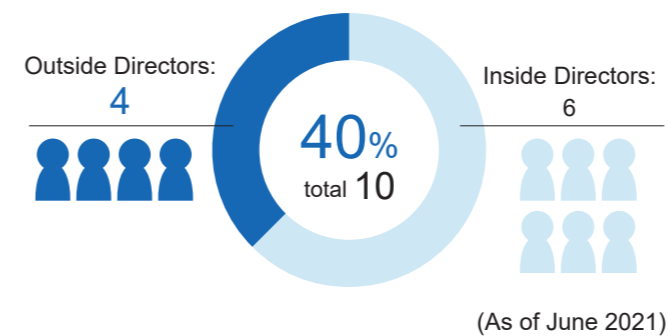


Number of 1st grade financial planners

266 persons



Composition of Board of Directors (ratio of Outside Directors) → P35



Composition of Board of Corporate Auditors (ratio of Outside Corporate Auditors) → P35

