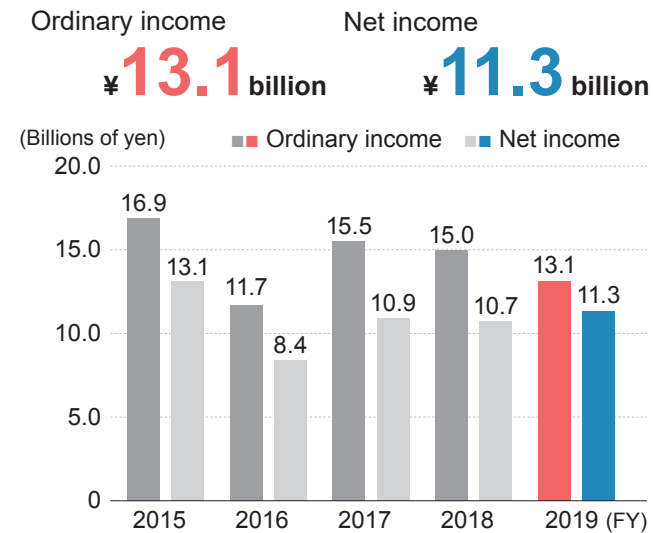
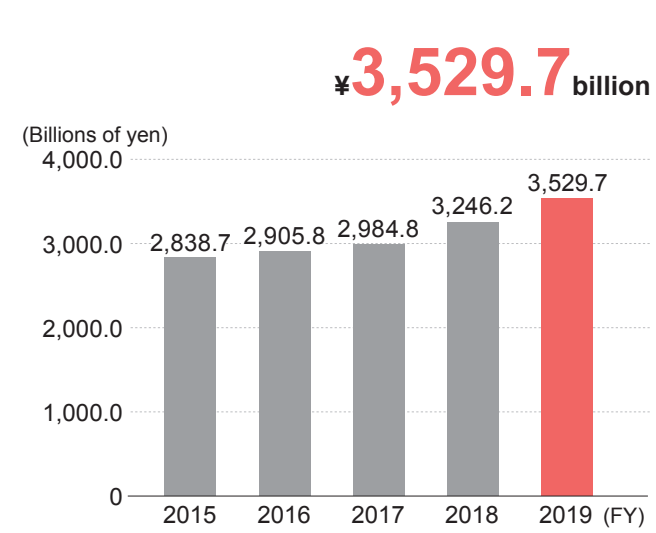


Financial Highlights (Non-consolidated)

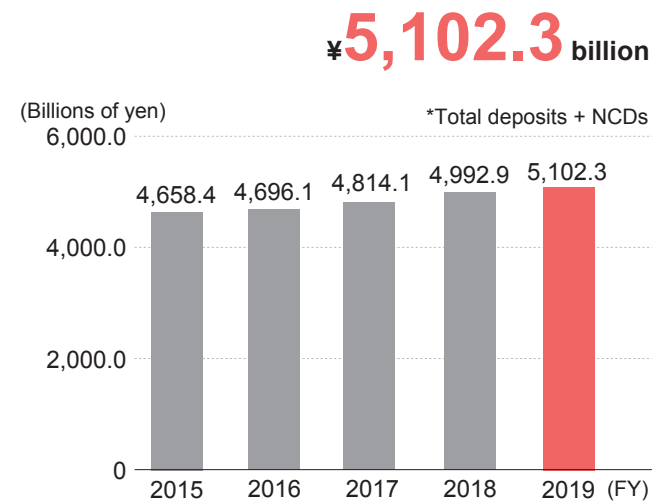
Ordinary income/Net income



Total loans (average balance)



Total deposits, etc. (average balance)



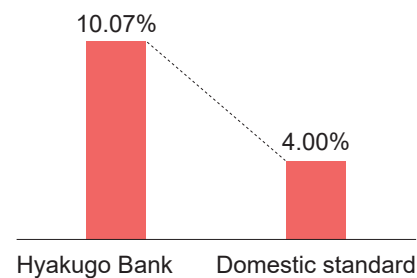
Rating

Business soundness and trustworthiness are evaluated.



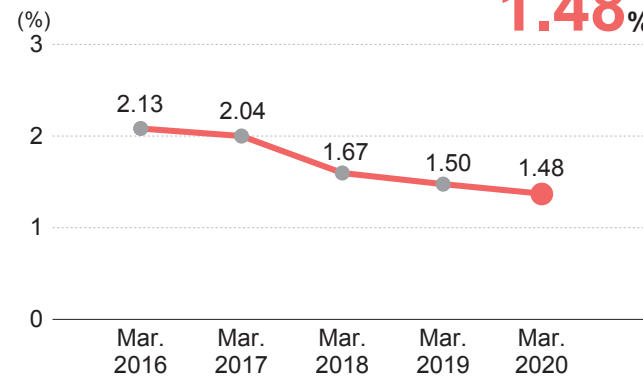
Capital adequacy ratio (domestic standard)

Our capital adequacy ratio, which shows business soundness, has significantly exceeded domestic standards. **10.07%** (as of March 31, 2020)




Nonperforming loans ratio

Assets remain sound. **1.48%**



Non-financial Highlights

Reduction rate of CO₂ emissions → P27 **Down 2.97%** (FY2019 comparison)



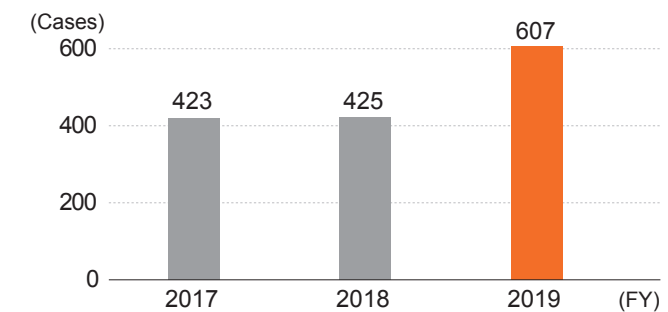
Employment rate of persons with disabilities → P33 **2.59%** (as of June 1, 2020)



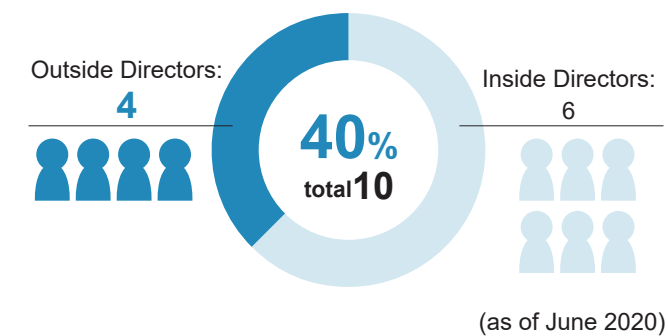
Successful business matching cases → P30 **426 cases** (FY2019)



Number of consultations on business succession → P29 **607 cases**



Composition of Board of Directors (ratio of Outside Directors) → P35



Balance of renewable energy-related loans **¥63.1 billion** (as of March 31, 2020)

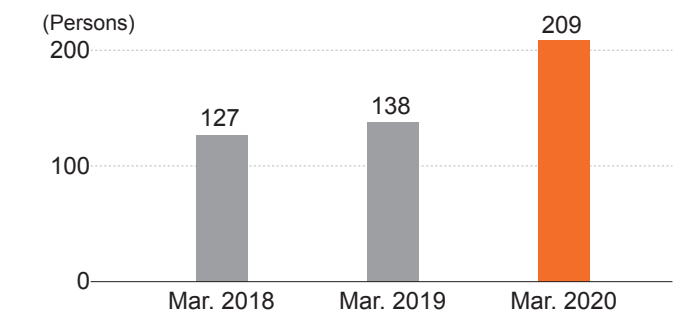


Percentage of female managers → P33



Female branch general manager equivalent **8.7%**
Female senior staff or higher **17.0%** (as of March 31, 2020)

Number of 1st grade financial planners **209 persons**



Composition of Board of Corporate Auditors (ratio of Outside Corporate Auditors) → P35

